


IMPLEMENTING CHILD REFLEX: ENHANCING SAFETY FOR CHILDREN

Silke Daelman
Stephanie De Clercq

6TH WORLD CONGRESS
ON PROBATION AND PAROLE

THE HAGUE 2024



Welcome



What to expect today?

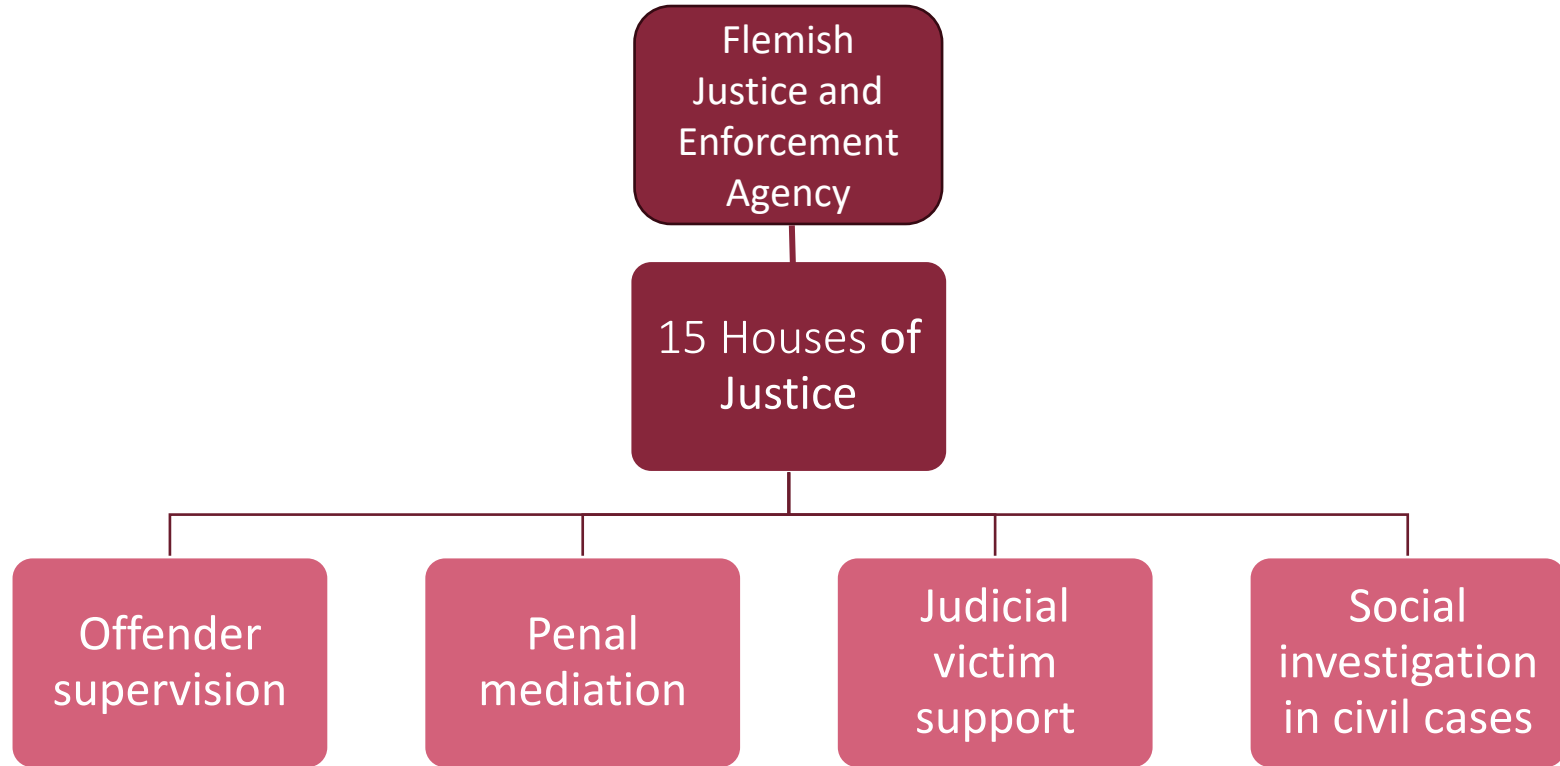
- ▶ Child Reflex: What?
- ▶ Child Reflex: Why?
- ▶ 6 steps
- ▶ Implementation
- ▶ Case study
- ▶ Next steps and challenges
- ▶ Questions

Child Reflex: WHAT?

The Child Reflex:

- encourages professionals to engage in conversations with their adult clients regarding parenthood, thereby ensuring that each child is considered.
- supports professionals in detecting troubling family situations or child abuse and restoring safety as quickly as possible.

Child Reflex: WHY?



Child Reflex: 6 STEPS

Step 1: Have a positive conversation about the children and parenting

Step 2: Ask about the safety at home and the well-being of the children

Step 3: Support the offender in his role as a parent

Step 4: Investigate further concerns and if parents are willing to cooperate

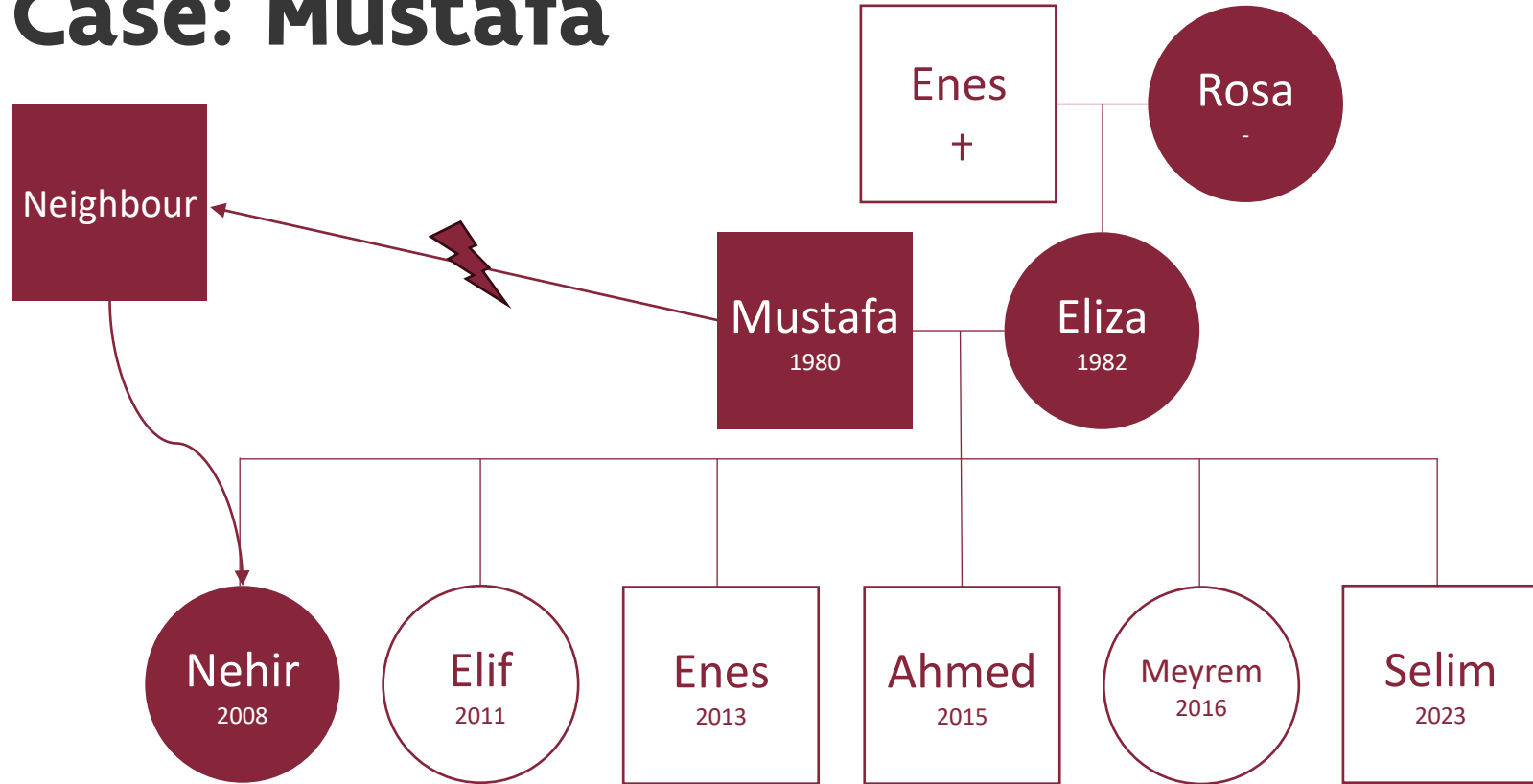
Step 5: Restore safety

Step 6: Involve a Centre for child abuse

Child Reflex: IMPLEMENTATION

- ▶ Training
- ▶ Workshops
- ▶ Website
- ▶ Ambassadors

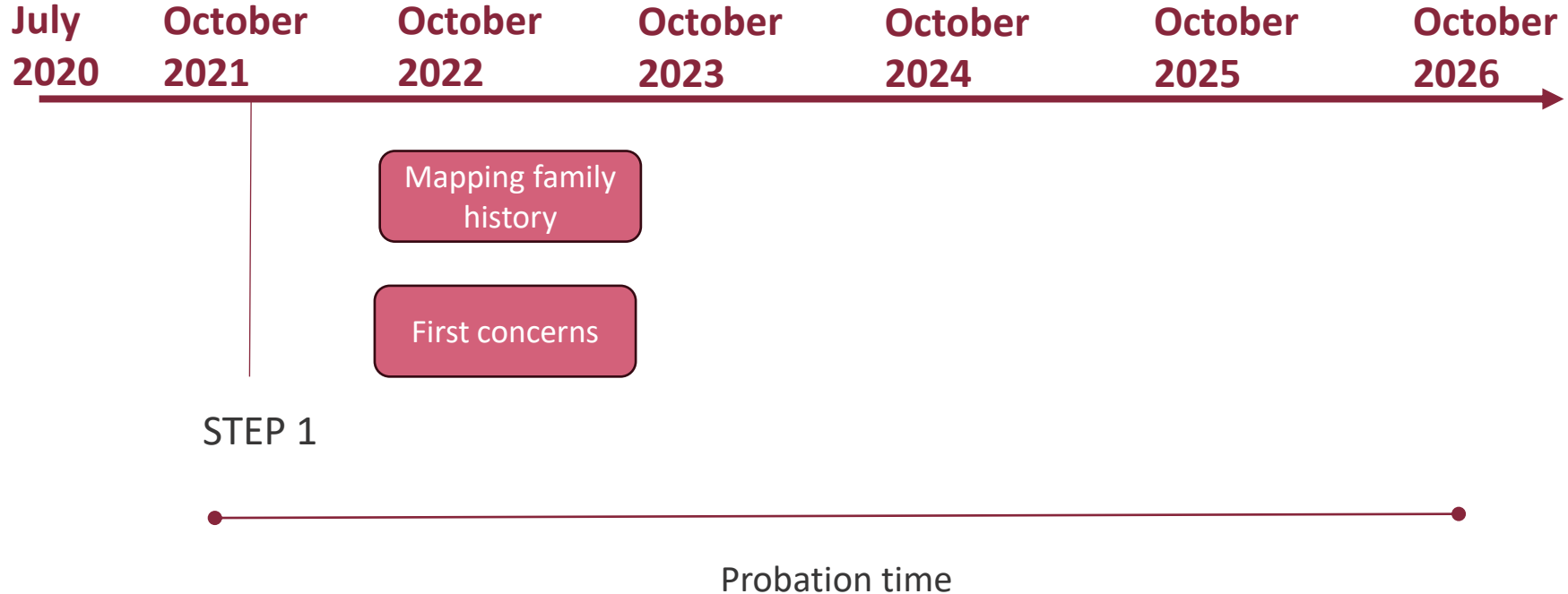
Case: Mustafa



Timeline



STEP 1: Have a conversation about the children and parenting



STEP 2: Ask about the safety at home and the well-being of the children

July 2020 October 2021 October 2022 October 2023 October 2024 October 2025 October 2026

A horizontal arrow pointing to the right, starting from the left edge of the slide and ending at the right edge, with a small arrowhead at the end.

Home visit

Concerns
Mustafa

STEP 2

Probation time

STEP 3: Support the client in their role as a parent

July 2020 October 2021 October 2022 October 2023 October 2024 October 2025 October 2026

A horizontal arrow pointing to the right, representing a timeline from July 2020 to October 2026.

Installing help

A rounded rectangular box with a dark red border and a lighter red fill, containing the text "Installing help". A vertical line connects the top of the box to the timeline at the October 2022 mark.

STEP 3

Probation time

A horizontal line with dots at both ends, spanning from July 2020 to October 2026.

STEP 4: Investigate further concerns and if parents are willing to cooperate

July 2020 October 2021 October 2022 October 2023 October 2024 October 2025 October 2026



Centre for Child Abuse:
telephonic consultation

STEP 4



Probation time

In Mustafa's case specifically, Silke ...

- A. was obligated to speak to the children
- B. was not allowed to speak to the children because she is not authorized as a probation officer
- C. had the choice, depending on what felt good for her to do

Risk factors

- ▶ Parents with low education
- ▶ Parents with limited cognitive ability
- ▶ Parents with a lack of empathy for the child
- ▶ Parent who deals with others in a destructive way
- ▶ Parents with rigid and poor communication patterns
- ▶ Family with partner violence
- ▶ Pregnancy
- ▶ Financial problems and lack of perspective
- ▶ Poverty
- ▶ Weak social environment

STEP 5: Restore safety



Centre for Child Abuse:
2nd consultation

STEP 5



Probation time

STEP 6: Involve Centre for Child Abuse



Challenges and next steps

- ▶ Hesitance in speaking with children
- ▶ Contact Centre for child abuse
- ▶ Centre for electronic monitoring

QUESTIONS ?



Silke.Daelman@vlaanderen.be

(Probation officer – Probation service Brussels)

Stephanie.DeClercq@vlaanderen.be

(Policy officer – Flanders-Belgium)

www.kindreflex.be/child-reflex-int/